

# Data Sheet

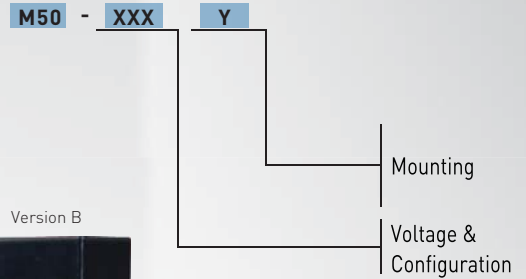
## Type 1 Surge Protective Device *M50 Series*



Version A



Version B



### Application

- Industrial
- Commercial
- Residential

### Features

- I<sub>max</sub> 50kA 8/20μs
- All single and three phase configurations from 120 to 600Vac
- Hybrid Technology for enhanced TOV protection with no leakage current
- Real-time diagnostics include an LED per phase and audible alarm
- Indoor/Outdoor IP66/NEMA6 rated enclosure (NEMA6 exceeds NEMA4 or 4X)
- Panel mount via M22 or 1/2" NPT
- Mounting is available on side, back or din rail
- Hardwired connection #12 AWG 36" leads
- 10-year free replacement warranty

### UL

- Listed for standalone or integrated applications
- UL Type 1 SPD - Installed on line or load side of the main disconnect
- In 20kA (All models)
- SCCR 150kA to 200kA
- VPR L-N is 700V for 120V, 120/240V, 120/208V (See page 2 for full table)
- VPR L-N is 1200V for 220V, 220/380V, 230/400V, 240/415V, 277/480V (See page 2 for full table)
- Meets requirements of UL96A Lightning Protection Master Label
- UL Type 2 SPD with UL1283 EMI/RFI Filter option available (M50F Series)
- File # VZCA.E326289 ([www.ul.com](http://www.ul.com))



CITEL

# Data Sheet

## Type 1 Surge Protective Device M50 Series

### Technical Data

Description	M50-120Y-X	M50-120T-X	M50-120S-X	M50-230S-X	M50-240T-X	M50-240D-X	M50-277Y-X	M50-347Y-X	M50-480D-X	M50-600D-X	
Product Part Number - A version	751101	751102	751103	751303	751402	751404	751501	751601	751704	751804	
Product Part Number - B version	751111	751112	751113	751313	751412	751414	751511	751611	751714	751814	
System voltage	120-208	120-240	120	230	240-480	240	277-480	347-600	480	600	
System	4W+G (Wye)	3W+G (Split Ph)	2W+G (single)	2W+G (single)	3W+G (Split Ph)	3W+G (Delta)	4W+G (Wye)	4W+G (Wye)	3W+G (Delta)	3W+G (Delta)	
Maximum Operating Voltage	L- G L- N N- G L- L	140 140 120 240	140 140 120 280	140 140 120 /	270 270 230 /	280 280 240 480	280 /	320 400 280 690	400 400 350 690	550 /	690 /
Operating Current	Ic	mA									
Follow current	If	A									
Short Circuit Current Rating	SCCR	kA									
Maximum Leakage Current	Ipe	mA									
Maximum Recommended fuse	Rating, Type	200A, Class J									
Frequency	F	Hz									
Nominal discharge current	In (8-20)	kA									
Maximum Discharge Current	L- G N- G	50 100									
Impulse Discharge Current per phase	Iimp (10-350)	kA									
Total Maximal Discharge Current	Itotal (8-20)	kA									
Total Maximal Discharge Current	Itotal (10-350)	kA									
Let through Voltage	Ures (V) at 20kA	L- G L- N N- G L- L	1500 900 1500 1500	1500 900 1500 N/A	1500 900 1500 N/A	1900 1500 1500 3100	1900 1500 1500 1500	1500 N/A 1500 3100	2500 1800 1800 3300	1900 N/A N/A 3100	2300 N/A N/A 3800
Voltage Protection Level	L- G L- N N- G L- L	1200 700 1200 1200	1200 700 1200 1200	1200 700 1200 1200	1500 1200 1200 1200	1500 1200 1200 2500	1200 N/A N/A 1200	1500 1200 1200 2500	2000 1400 1800 2600	1500 N/A N/A 2500	1800 N/A N/A 3000
Shipping Dimensions	Inches	8x3.75x4.25									
Shipping Weight	Ibs	2.4									
Standard's Compliance or recognition	UL1449 ed4 IEC 61643-11 ed2	File: E326289	Type 1								
Visual disconnection indicator		LED									
Sound disconnection indicator		Continuous Buzzer									
Wiring type		AWG 12 wires									
Maximum altitude	ft	6500									
Operating Temperature	°F	-40 +185									
Housing - Enclosure material		Aluminum cast									
Mounting type		Side or back nipple (Version A or B) Threaded (M22) . NPT 1/2 adaptor available									
Environmental rating	IP	IP66									
	Nema	NEMA 6									
Location Installation		Indoor / Outdoor									

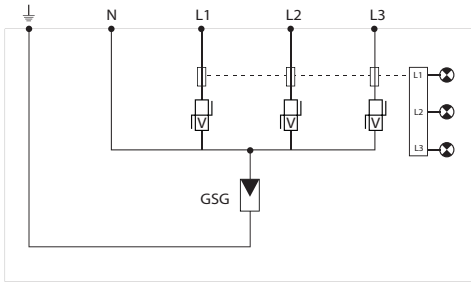


**CITEL**

# Data Sheet

## Type 1 Surge Protective Device M50 Series

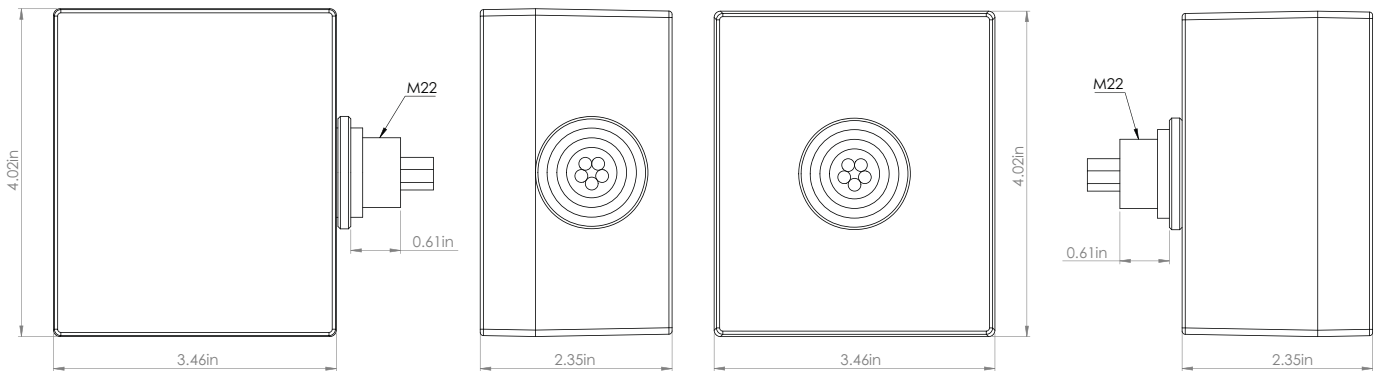
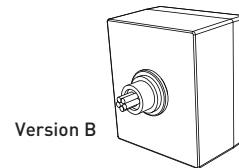
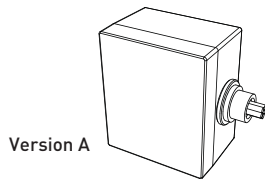
### Electrical Diagram



### Surface Mount Option



### Dimensions



\*NPT 1/2 adaptor available in both versions

