




Imax  
40kA

## UL Type 2 - DC Surge Protector for Photovoltaic Applications

### DS50VGPV-500, DS50VGPV-1000



DS50VGPV-500



DS50VGPV is a DC Surge Protection Device (SPD) for medium risk DC power applications up to 1200Vdc. The DS50VGPV provides protection against the direct and indirect effects of lightning and has a unique no leakage current design.

CITEL's patented hybrid Metal Oxide Varistor (MOV)/Gas Discharge Tube (GDT) protection circuit will dramatically increase the life expectancy of the surge protector and leave no footprint within the DC power system.

The DS50VGPV is a multi-pole monoblock base protecting both positive and negative to ground. It is installed in parallel with the power system and is mounted on a din rail for convenient application directly inside an Inverter or DC combiner box.

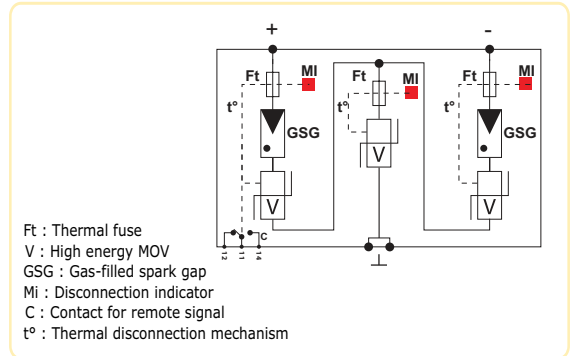
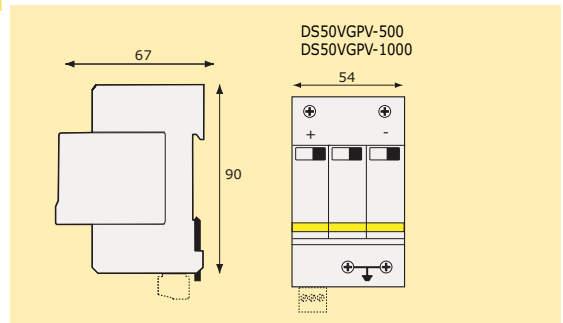
The DS50VGPV incorporates replaceable protection modules with specific DC thermal fuses that allow for high surge current handling (40kA 8/20us), reliable disconnection and produce no follow on current. These units have visual fault indicators and are available with optional remote signalization (DS50VGPVS-xxx) for real-time status indication.



### Available Options

- Polycarbonate Enclosure, NEMA 4X  
Part# CDS50VGPV-xxx
- 40A Fused Disconnect  
Part# CDS50VGPV-xxx-40

### Dimensions and Diagram (in mm)



### Characteristics

CITEL part number	DS50VGPV-500	DS50VGPV-1000
Network voltage (Un) dc	500 Vdc	1000 Vdc
Protection mode	MC/MD <sup>1</sup>	MC/MD <sup>1</sup>
Max. Operating Voltage (Uc) dc	600 Vdc	1200 Vdc
IEC/UL Nominal discharge current (In) 1.5 x 8/20 μs impulses	20 kA	20 kA
Maximum discharge current (Iimp) Max. 10/350 μs	—	—
Max. Lightning current by pole (Imax) Max. 8/20 μs	40 kA	40 kA
Protection level (at In) (Up)	<2.5 kV	<3.6 kV
Residual voltage at 5 kA	<1.8 kV	<2.6 kV
Operating current (Ic) Leakage current at Uc	none	<b>Very Important</b>
Follow current (If)	none	—
Thermal Disconnect	Internal	—
Dimensions	see diagram	—
Connection	by screw terminal: #4 AWG MAX	—
Disconnection indicator	1 mechanical indicator	—
Remote signaling	Option DS50VGPVS - output on changeover contact	—
Mounting	symmetrical rail 35 mm	—
Operating temperature	-50/+85 °C	—
Protection class	IP20	—
Housing material	Thermoplastic UL94-V0	—
Standards compliance	—	—
NF EN 61643-11	France	Parafoudre Basse Tension - Essais Classe II
IEC 61643-1	Intl	Low Voltage SPD - Test Class II
CSA C22.2	Canada	Class 90941 32
UL1449 3rd Edition	USA	Type 4, Type 2 Location
DIN EN 61643-11	Ger	Surge Arrester Type 2

Note 1 MC = Common Mode (+/PE or -/PE) and MC/MD = Common Mode and Differential Mode (+/-)