




## 1, 2 and 4-Pair DC Signal Line Surge Protectors

### B180, B280, B480



B480-06D3



B180-06D3

*B180, B280 and B480 series are wall mount DC signal line surge protectors designed to protect your sensitive telephone, datacom and instrumentation equipment against harmful lightning surges and electrical transients.*

*The B Series utilizes a hybrid protection circuit consisting of high energy Gas Discharge Tubes (GDTs) and fast clamping diodes that offer an ultra fast response time (<1 ns) and a very high power handling capability of 20kA 8/20µs. These units automatically reset after each surge event.*

*The B Series are connected via screw terminals and are available in 1, 2, and 4-pair versions. This device incorporates a removable protection circuit board for fast and easy maintenance.*

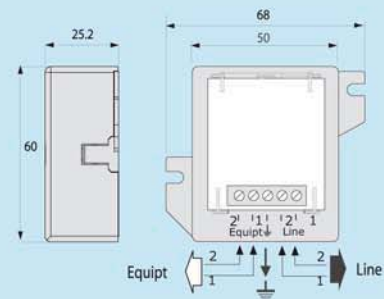
*(Replaceable PCB Part #'s: S180...S280...S480....)*

*Special versions are also available for combined protection of data transmission signals and remote power lines. For example, B480-24D3/A12 protectors 3 x 24V transmission pairs plus 1 x 12V DC power supply.*

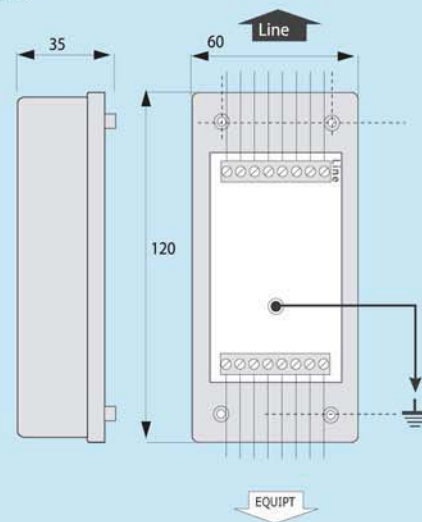
- 1, 2, or 4 pair protection units
- All types of telephone and data lines
- Removable protection circuit board
- Wall or surface mount
- Maximum line current is 300 mA
- IEC-61643-21
- UL4197B

### Dimensions

B180



B280-B480





## 1, 2 and 4-Pair DC Signal Line Surge Protectors

### B180, B280, B480

#### Characteristics

Configuration	CITEL part number				
	B180-T	-	B180-24D3	B180-12D3	B180-06D3
1-pair unit	B180-T	-	B180-24D3	B180-12D3	B180-06D3
2-pair unit	B280-T	B280-48D3	B280-24D3	B280-12D3	B280-06D3
4-pair unit	B480-T	B480-48D3	B480-24D3	B480-12D3	B480-06D3
Application	Telephone line ADSL	ISDN-T0 48V line	Leased line 4-20mA	RS232 RS485	RS422, T1 10 Base T
Configuration protected -B180... -B280... -B480...	1 pair 2 pairs 4 pairs	- 1 channel 2 channels	LS2 wires/1 pair LS4 wires/1 pair 2LS4 wires/2x2 pair	2 wires 4 wires 8 wires	1 pair 2 pairs 4 pairs/ 2x2 pairs
Nominal line voltage (Un)	150V	48V	24V	12V	6V
Max. line voltage (Uc)	170V	53V	28V	15V	8V
Max. clamping voltage	190V	60V	35V	20V	10V
Protection Level (Up) 8/20µs impulse - 5kA	220V	70V	40V	30V	20V
Nominal discharge current (Up) 8/20µs impulse - 10 times	5kA	5kA	5kA	5kA	5kA
Max. discharge current (Imax) 8/20µs impulse - 1 time	20kA	20kA	20kA	20kA	20kA
Lightning Current (Iimp) 8/20µs impulse - 10 times	5kA	5kA	5kA	5kA	5kA
Type of diagram	A	B	B	B	B
End of Life	Short-circuit	Short-circuit	Short-circuit	Short-circuit	Short-circuit

#### Mechanical Characteristics

Mounting	wall mount (screws not included)
Dimensions	see dimensions on page 1
Wiring	screw terminal - wire size min/max: 22/16 AWG
Housing material	Thermoplastic UL94-V0
Protection circuit board	for B180-xx = S180-xx for B280-xx = S280-xx for B480-xx = S480-xx

#### Electrical diagram (each pair)

